

Your electricity bill

July 19, 2017

Service plan: Time Adv 7pm-Noon

Meter number: [REDACTED]

Meter reading cycle: 12

Charges for electricity services

Cost of electricity you used

Customer account charge	\$7.14
Delivery service charge	\$70.01
Environmental benefits surcharge	\$8.52
Federal environmental improvement surcharge	\$0.41
System benefits adjustment	-\$1.33
System benefits charge	\$7.70
Power supply adjustment*	-\$3.49
Metering*	\$5.58
Meter reading*	\$1.86
Billing*	\$2.10
Generation of electricity on-peak*	\$31.65
Generation of electricity off-peak*	\$63.52
Federal transmission and ancillary services*	\$13.48
Federal transmission cost adjustment*	\$23.42
Four-Corners adjustment	\$4.12
LFCR adjustor	\$5.40
Cost of electricity you used	\$240.09

Taxes and fees

Regulatory assessment	\$0.65
State sales tax	\$13.75
County sales tax	\$1.72
City sales tax	\$6.63
Franchise fee	\$4.81
Cost of electricity with taxes and fees	\$267.65

Other charges and credits

Field call charge Jun 23 2017	\$16.72
Total other charges and credits	\$16.72

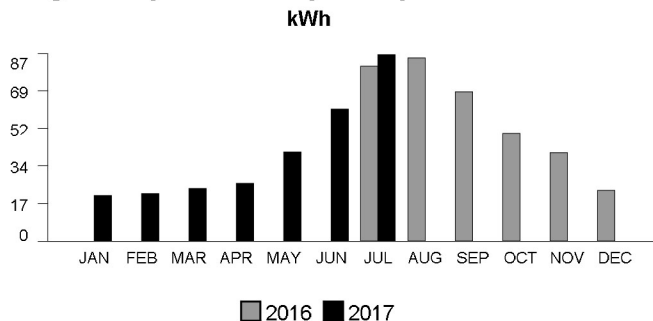
Total charges for electricity services \$284.37

* These services are currently provided by APS but may be provided by a competitive supplier.

Amount of electricity you used

Meter reading on Jul 19	25159
Meter reading on Jun 19	22566
Total electricity you used, in kWh	2593
On-peak meter reading on Jul 19	3777
On-peak meter reading on Jun 19	3626
On-peak electricity you used, in kWh	151
(Noon to 7 pm Monday to Friday)	
Off-peak electricity you used, in kWh	2442
(7 pm to noon weekdays, all day Saturday and Sunday and certain holidays)	

Average daily electricity use per month



Comparing your monthly use

	This month	Last month	This month last year
Billing days	30	33	32
Average outdoor temperature	92°	84°	93°
Your total use in kWh	2593	2028	2356
Percentage of on-peak use	6%	8%	25%
Your average daily cost	\$8.92	\$6.77	\$9.58

Your electricity bill
July 19, 2018

Your account number

Service plan: Saver Choice

Meter number:
Meter reading cycle: 12

Charges for electricity services

Cost of electricity you used

Customer account charge	\$2.26
On-peak delivery service charge	\$3.39
Off-peak delivery service charge	\$62.96
Environmental benefits surcharge	\$5.10
Federal environmental improvement surcharge	\$0.23
System benefits charge	\$5.88
Power supply adjustment*	\$9.71
Metering*	\$6.23
Meter reading*	\$2.23
Billing*	\$2.51
Generation of electricity on-peak*	\$21.61
Generation of electricity off-peak*	\$129.23
Federal transmission and ancillary services*	\$23.39
Federal transmission cost adjustment*	\$5.49
LFCR adjustor	\$6.42
Tax Expense Adjustor	-\$10.47
Cost of electricity you used	\$276.17

Taxes and fees

Regulatory assessment	\$0.75
State sales tax	\$15.82
County sales tax	\$1.98
City sales tax	\$7.63
Franchise fee	\$5.54
Cost of electricity with taxes and fees	\$307.89

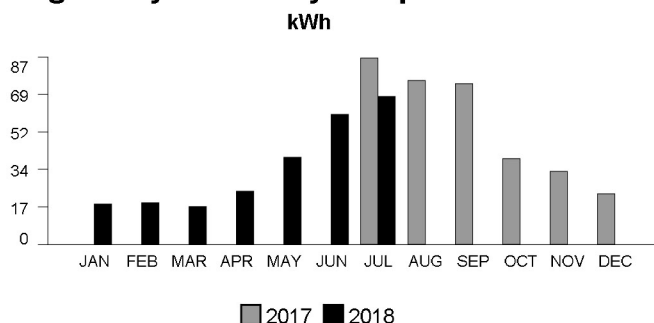
Total charges for electricity services \$307.89

* These services are currently provided by APS but may be provided by a competitive supplier.

Amount of electricity you used

Meter reading on Jul 19	40435
Meter reading on Jun 18	38303
Total electricity you used, in kWh	2132
On-peak meter reading on Jul 19	5216
On-peak meter reading on Jun 18	5107
On-peak electricity you used, in kWh	109
(3 pm - 8 pm Monday - Friday)	
Off-peak electricity you used, in kWh	2023
(All other hours and certain holidays)	

Average daily electricity use per month



Comparing your monthly use

	This month	Last month	This month last year
Billing days	31	32	30
Average outdoor temperature	88°	84°	95°
Your total use in kWh	2132	1936	2593
Your average daily cost	\$9.93	\$8.91	\$8.92

Your electricity bill
July 18, 2019

Your account number

Service plan: Saver Choice Max

Meter number: [REDACTED]
Meter reading cycle: 12

Charges for electricity services

Cost of electricity you used

Customer account charge	\$2.26
Delivery service charge	\$26.14
Demand charge on-peak - delivery	\$5.20
Environmental benefits surcharge	\$5.33
Federal environmental improvement surcharge	\$0.60
System benefits charge	\$6.53
Power supply adjustment*	\$3.92
Metering*	\$6.23
Meter reading*	\$2.23
Billing*	\$2.51
Generation of electricity on-peak*	\$6.27
Generation of electricity off-peak*	\$62.33
Demand charge on-peak - generation*	\$17.47
Federal transmission and ancillary services*	\$25.96
Federal transmission cost adjustment*	\$5.95
LFCR adjustor	\$0.66
Tax Expense Adjustor	-\$17.13
Cost of electricity you used	\$162.46

Taxes and fees

Regulatory assessment	\$0.32
State sales tax	\$9.30
County sales tax	\$1.16
City sales tax	\$4.48
Franchise fee	\$3.26
Cost of electricity with taxes and fees	\$180.98

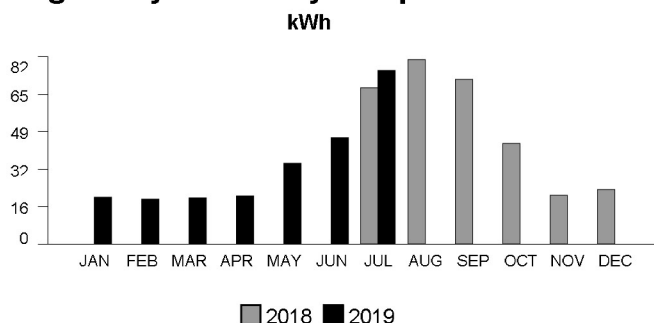
Total charges for electricity services \$180.98

* These services are currently provided by APS but may be provided by a competitive supplier.

Amount of electricity you used

Meter reading on Jul 18	55156
Meter reading on Jun 17	52790
Total electricity you used, in kWh	2366
On-peak meter reading on Jul 18	6348
On-peak meter reading on Jun 17	6247
On-peak electricity you used, in kWh	101
<small>(3 pm - 8 pm Monday - Friday)</small>	
Off-peak electricity you used, in kWh	2265
<small>(8 pm - 3 pm Monday - Friday and all day on weekends and 10 holidays)</small>	
On-peak demand meter reading	1.37
Your billed on-peak demand in kW	1.3

Average daily electricity use per month



Comparing your monthly use

	This month	Last month	This month last year
Billing days	31	32	31
Average outdoor temperature	87°	77°	91°
Your total use in kWh	2366	1493	2132
Percentage of on-peak use	5%	6%	6%
Your billed demand in kW	1.3	4.9	2.9
Your average daily cost	\$5.84	\$6.43	\$9.93